



MINISTRY OF GENDER EQUALITY, POVERTY ERADICATION AND SOCIAL WELFARE
EXECUTIVE SUMMARY FOR THE PROCUREMENT OF FOOD ITEMS FOR THE MARGINALIZED COMMUNITIES FOR JULY 2024- SEPT 2024, PROCUREMENT REFERENCE NUMBER: GRFQ36-3/1/2024/25

LOT: 8 : KAVANGO EAST REGION

Market price NS 6 221 950,80

Affordability margin of 15% below and above the market price NS 5 288 658,18 to NS7 155 243,42

NO	Name of Bidders	Good Standing Tax	Good Standing Social Security	Affirmative Action Compliance Certificate	Business Registration Certificate	SME Certificate	Performance Guarantee	July	August	Sept	Total Without VAT	Total Inc.VAT	Findings	Recommendation
1	TE-LITE TRADING CC	-	-	-	-	-	-	595,900.00	595,900.00	595,900.00	1,787,700.00	-	Below the affordability margin	Not recommended
2	HEPO X INVESTMENTS CC	-	-	-	-	-	-	1,865,975.00	1,905,525.00	192,600.00	3,964,100.00	6,006,751.25	Below the affordability margin	Not recommended
3	TMU SUPPLY AND DELIVERY SERVICES (PTY) LTD	-	-	-	-	-	-	1,355,630.00	1,355,630.00	1,355,630.00	4,066,890.00	4,241,467.50	Below the affordability margin	Not recommended
4	PAMWE INVESTMENT CC	-	-	-	-	-	-	-	2,201,585.00	2,201,585.00	4,403,170.00	5,063,645.50	Below the affordability margin	Not recommended
5	TU-LEE TRADING CC	-	-	-	-	-	-	1,525,797.50	1,525,797.50	1,525,797.50	4,577,392.50	4,761,606.00	Below the affordability margin	Not recommended
6	MODERIEEN INVESTMENT CC	-	-	-	-	-	-	1,564,525.00	1,564,525.00	1,564,525.00	4,693,575.00	5,313,255.00	Below the affordability margin	Not recommended
7	ESH TRADING CC	-	-	-	-	-	-	1,584,179.62	1,584,179.62	1,584,179.62	4,752,538.86	4,978,966.86	Below the affordability margin	Not recommended
8	PASKANOVA INVESTMENT CC	-	-	-	-	-	-	1,679,750.00	1,679,750.00	1,679,750.00	5,039,250.00	5,280,112.50	Below the affordability margin	Not recommended
9	MAGAZARO INVESTMENT CC	-	-	-	-	-	-	1,688,850.00	1,688,850.00	1,688,850.00	5,066,550.00	5,066,550.00	Below the affordability margin	Not recommended
10	GWASHITHE INVESTMENT CC	-	-	-	-	-	-	1,691,000.00	1,690,500.00	1,690,500.00	5,072,000.00	5,309,837.50	Below the affordability margin	Not recommended
11	VEPS WAR TRADING CC	-	-	-	-	-	-	1,638,000.00	1,690,500.00	1,744,750.00	5,073,250.00	-	Below the affordability margin	Not recommended
12	AUGUST 26 HOLDING (PTY) LTD	-	-	-	-	-	-	1,698,592.61	1,698,592.61	1,698,592.61	5,095,777.83	5,511,345.00	Below the affordability margin	Not recommended


WN

13	MSIPILI TRADING ENTERPRISES CC	-	-	-	-	-	-	-	-	1,720,750.00	1,720,750.00	5,162,250.00	5,162,250.00	-	Below the affordability margin	Not recommended
14	INDISHELA TRADING ENTERPRISES CC	-	-	-	-	-	-	-	-	1,750,000.00	1,750,000.00	5,250,000.00	6,037,500.00	6,037,500.00	Below the affordability margin	Not recommended
15	M AND H TRADING ENTETPRISE CC	-	-	-	-	-	-	-	-	1,756,195.00	1,756,195.00	5,268,585.00	5,493,132.75	5,493,132.75	Below the affordability margin	Not recommended
16	ROCLINDT TRADING CC	YES	YES	YES	YES	YES	YES	YES	METRO	1,762,915.00	1,762,915.00	5,288,745.00	-	Meet the requirement	Recommended, as first bidder having submitted the lowest evaluated substantially responsive bid	
17	DELU RESOURCES AND INVESTMENT CC	YES	YES	YES	YES	YES	YES	YES	METRO	1,762,950.00	1,762,950.00	5,288,850.00	-	Meet the requirement	Recommended, as second bidder having submitted the lowest evaluated substantially responsive bid	
18	BIKO CONSTRUCTION CC	YES	YES	YES	YES	YES	YES	YES	METRO	1,764,280.00	1,764,280.00	5,292,840.00	-	Meet the requirement	Recommended, as third bidder having submitted the lowest evaluated substantially responsive bid	
19	LANA ENVIROMENTAL CONSULTING CC	YES	YES	YES	YES	YES	YES	YES	METRO	1,764,875.00	1,764,875.00	5,294,625.00	-	Meet the requirement	Recommended, as fourth bidder having submitted the lowest evaluated substantially responsive bid	
20	OLAH INVESTMENT CC	YES	YES	YES	YES	YES	YES	YES	METRO	1,764,875.00	1,764,875.00	5,294,625.00	5,547,806.25	5,547,806.25	Meet the requirement	Recommended, as fifth bidder having submitted the lowest evaluated substantially responsive bid
21	Z AND V INVESTMENTID CC	-	-	-	-	-	-	-	-	1,768,214.68	1,768,214.68	5,304,644.04	5,582,705.30	5,582,705.30	Above the affordability margin	Not recommended
22	NADAS INVESTMENT CC	-	-	-	-	-	-	-	-	1,770,123.00	1,770,123.00	5,310,369.00	5,567,486.22	5,567,486.22	Above the affordability margin	Not recommended
23	TAFINDIA INVESTMENT CC	-	-	-	-	-	-	-	-	1,776,250.00	1,776,250.00	5,328,750.00	-	Above the affordability margin	Not recommended	
24	QUIP TRADING ENTERPRISES CC	-	-	-	-	-	-	-	-	1,784,000.00	1,784,000.00	5,352,000.00	-	Above the affordability margin	Not recommended	
25	EFFICIENTE INVESTMENT GROUP CC	-	-	-	-	-	-	-	-	1,789,784.73	1,789,784.73	5,369,354.19	5,617,025.19	5,617,025.19	Above the affordability margin	Not recommended

WN


26	KERNYITIC INVESTMENT CC	-	-	-	-	-	-	-	-	-	-	-	-	-	-	1,803,350.00	1,808,350.00	1,812,850.00	5,424,550.00	-	Above the affordability margin	Not recommended
27	NIUNGA INVESTMENT CC	-	-	-	-	-	-	-	-	-	-	-	-	-	-	1,817,075.00	1,817,075.00	1,817,075.00	5,451,225.00	-	Above the affordability margin	Not recommended
28	EHENGE-LAMAMANYA INVESTMENT CC	-	-	-	-	-	-	-	-	-	-	-	-	-	-	1,818,025.00	1,818,025.00	1,818,025.00	5,454,075.00	5,712,690.00	Above the affordability margin	Not recommended
29	FOODPRO INVESTMENTS CC	-	-	-	-	-	-	-	-	-	-	-	-	-	-	1,823,000.00	1,823,000.00	1,823,000.00	5,469,000.00	5,709,750.00	Above the affordability margin	Not recommended
30	MPAKEWA TRADING CC	-	-	-	-	-	-	-	-	-	-	-	-	-	-	1,811,442.00	1,826,537.35	1,841,650.70	5,479,610.05	6,301,553.86	Above the affordability margin	Not recommended
31	OKASHANA INVESTMENT CC	-	-	-	-	-	-	-	-	-	-	-	-	-	-	1,826,668.75	1,826,668.75	1,826,668.75	5,480,006.25	-	Above the affordability margin	Not recommended
32	UAMUZI TRADING CC	-	-	-	-	-	-	-	-	-	-	-	-	-	-	1,842,500.00	1,842,500.00	1,842,500.00	5,527,500.00	-	Above the affordability margin	Not recommended
33	ANDRE YOUNG INVESTMENT CC	-	-	-	-	-	-	-	-	-	-	-	-	-	-	1,717,040.00	1,836,810.00	2,019,510.00	5,573,360.00	5,828,594.00	Above the affordability margin	Not recommended
34	OLDUVAI INVESTMENTS CC	-	-	-	-	-	-	-	-	-	-	-	-	-	-	1,864,200.00	1,864,200.00	1,864,200.00	5,592,600.00	5,831,336.16	Above the affordability margin	Not recommended
35	NALONGE INVESTMENT CC	-	-	-	-	-	-	-	-	-	-	-	-	-	-	1,912,910.00	1,875,030.00	1,841,500.00	5,629,440.00	5,864,093.15	Above the affordability margin	Not recommended
36	IVTYONGO CONSTRUCTION CC	-	-	-	-	-	-	-	-	-	-	-	-	-	-	1,890,600.00	1,890,600.00	1,890,600.00	5,671,800.00	5,885,370.00	Above the affordability margin	Not recommended
37	SEMC TRADING ENTERPRISES CC	-	-	-	-	-	-	-	-	-	-	-	-	-	-	1,900,980.00	1,900,980.00	1,900,980.00	5,702,940.00	5,975,631.00	Above the affordability margin	Not recommended
38	FRANK MOWA INVESTMENT CC	-	-	-	-	-	-	-	-	-	-	-	-	-	-	1,902,230.00	1,902,230.00	1,902,230.00	5,706,690.00	-	Above the affordability margin	Not recommended
39	NEW SUCCESS INVESTMENT CC	-	-	-	-	-	-	-	-	-	-	-	-	-	-	1,906,327.15	1,906,327.15	1,906,327.15	5,718,981.45	6,074,450.99	Above the affordability margin	Not recommended
40	ANF INVESTMENTS CC	-	-	-	-	-	-	-	-	-	-	-	-	-	-	1,909,375.00	1,909,375.00	1,909,375.00	5,728,125.00	-	Above the affordability margin	Not recommended
41	INNOTTO INVESTMENT CC	-	-	-	-	-	-	-	-	-	-	-	-	-	-	1,929,746.00	1,929,746.00	1,929,746.00	5,789,238.00	6,064,478.00	Above the affordability margin	Not recommended
42	CHOBE WEST INVESTMENT CC	-	-	-	-	-	-	-	-	-	-	-	-	-	-	1,937,500.00	1,937,500.00	1,937,500.00	5,812,500.00	-	Above the affordability margin	Not recommended
43	N-TEE TRADING ENTERPRISES CC	-	-	-	-	-	-	-	-	-	-	-	-	-	-	1,946,035.00	1,946,035.00	1,946,035.00	5,838,105.00	6,713,820.75	Above the affordability margin	Not recommended

WN



44	QUALIS LABOR INVESTMENT CC	-	-	-	-	-	-	-	-	-	-	1,957,675.00	1,957,675.00	5,873,025.00	-	Above the affordability margin	Not recommended
45	TAG-EMENHU SEVEN INVESTMENT CC	-	-	-	-	-	-	-	-	-	-	1,971,087.50	1,971,087.50	5,913,262.50	-	Above the affordability margin	Not recommended
46	ELE TRADING CC	-	-	-	-	-	-	-	-	-	-	2,968,000.00	2,968,000.00	5,936,000.00	5,936,000.00	Above the affordability margin	Not recommended
47	HAPINESS BUSINESS AND INVESTMENT CC	-	-	-	-	-	-	-	-	-	-	1,991,110.00	1,991,110.00	5,973,330.00	-	Above the affordability margin	Not recommended
48	SHINING-LIGHT INVESTMENT CC	-	-	-	-	-	-	-	-	-	-	2,045,000.00	2,045,000.00	6,135,000.00	-	Above the affordability margin	Not recommended
49	WELWITCHIA FARMING SUPPLIES CC	-	-	-	-	-	-	-	-	-	-	2,045,500.00	2,045,500.00	6,136,000.00	7,056,975.00	Above the affordability margin	Not recommended
50	AGRIMILL COMMERCIAL (PTY)	-	-	-	-	-	-	-	-	-	-	2,056,768.25	2,056,768.25	6,170,304.75	6,465,404.73	Above the affordability margin	Not recommended
51	PROMINA INVESTMENT CC	-	-	-	-	-	-	-	-	-	-	2,065,620.75	2,065,620.75	6,196,862.25	-	Above the affordability margin	Not recommended
52	THREE SIXTY INVESTMENT CC	-	-	-	-	-	-	-	-	-	-	2,080,555.00	2,080,555.00	6,241,665.00	-	Above the affordability margin	Not recommended
53	CHRISTER TRADING CC	-	-	-	-	-	-	-	-	-	-	2,087,050.00	2,087,050.00	6,261,150.00	7,200,322.50	Above the affordability margin	Not recommended
54	UNDERA INVESTMENT GROUP (PTY) LTD	-	-	-	-	-	-	-	-	-	-	2,113,025.00	2,113,025.00	6,339,075.00	-	Above the affordability margin	Not recommended
55	TAREBUKUE INVESTMENTS CC	-	-	-	-	-	-	-	-	-	-	2,114,780.00	2,114,780.00	6,344,340.00	-	Above the affordability margin	Not recommended
56	BROMAK INVESTMENT CC	-	-	-	-	-	-	-	-	-	-	2,124,325.00	2,124,325.00	6,372,975.00	-	Above the affordability margin	Not recommended
57	GNM TRADING ENTERPRISES	-	-	-	-	-	-	-	-	-	-	2,130,765.00	2,134,090.00	6,392,470.00	-	Above the affordability margin	Not recommended
58	MOPANI TRADING CC	-	-	-	-	-	-	-	-	-	-	2,163,250.00	2,163,250.00	6,489,750.00	7,463,212.50	Above the affordability margin	Not recommended
59	FOURFRONT INVESTMENT CC	-	-	-	-	-	-	-	-	-	-	2,168,020.00	2,168,020.00	6,504,060.00	7,479,669.00	Above the affordability margin	Not recommended

WU



60	THAELE INVESTMENT CC	-	-	-	-	-	-	-	-	2,051,350.00	2,051,350.00	2,051,350.00	6,575,258.00		Above the affordability margin	Not recommended
61	BEAM CAPITAL INVESTMENTS CC	-	-	-	-	-	-	-	-	2,214,800.00	2,214,800.00	2,214,800.00	6,644,400.00	0	Above the affordability margin	Not recommended
62	BWINTIKISI INVESTMENTS CC	-	-	-	-	-	-	-	-	2,281,500.00	2,281,500.00	2,281,500.00	6,844,500.00	-	Above the affordability margin	Not recommended
63	NYIRU CENTRAL INVESTMENT CC	-	-	-	-	-	-	-	-	2,467,000.00	2,467,000.00	2,467,000.00	7,401,000.00	-	Above the affordability margin	Not recommended
64	PECULIAR INVESTMENT CC	-	-	-	-	-	-	-	-	2,505,638.75	2,505,638.75	2,505,638.75	7,516,976.25	7,516,975.25	Above the affordability margin	Not recommended
65	AIYA INVESTMENT CC	-	-	-	-	-	-	-	-	2,423,500.00	2,423,500.00	2,878,500.00	7,725,500.00	-	Above the affordability margin	Not recommended
66	JOUY TRADING CC	-	-	-	-	-	-	-	-	2,588,815.00	2,622,835.00	2,588,815.00	7,800,465.00	-	Above the affordability margin	Not recommended
67	PIGEON INDUSTRIES CC	-	-	-	-	-	-	-	-	2,733,650.00	2,733,650.00	2,733,650.00	8,200,950.00	-	Above the affordability margin	Not recommended
68	INDABA INVESTMENTS CC	-	-	-	-	-	-	-	-	5,222,341.10	5,222,341.10	5,222,341.10	15,667,023.30	18,017,076.60	Above the affordability margin	Not recommended

Recommendation by the Procurement Committee: In terms of section 55(1) of the Public Procurement Act, 2015 (Act No. 15 of 2015), the Procurement Committee recommended that the procurement contract for the procurement of food items for the Marginalized Communities, Procurement Reference Number: G/RFC/36-31/2024/25 be awarded to Rocklind Trading cc bidder having submitted the lowest evaluated substantially responsive bid which meets the qualification criteria specified in the bidding document to the amount of N\$ 5 288 745.00 for Lot, 8: Kavango East Region.


Mr. Wilbard Nashandi; Chairperson of the Procurement Committee

[Signature] 26/07/2024

Approved/As amended/Not Approved

Mr. Manasse Nicholas Mbingenecko, Acting Executive Director

[Signature] 26/07/2024



[Handwritten mark]